



























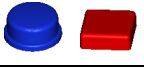













































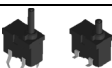









DIP SWITCH / DIP-Schalter						
Appearance	Series	THT/ SMT	Features	No. of Poles	Seal Tape	Datenblatt
 NEW	DHNF	SMT	Half Pitch (H:1.6mm)	2,4,6,8,10	◆	 >öffnen
 NEW	DHN	SMT	Half Pitch (H:1.6mm)	2,4,6,8,10	◆	 >öffnen
	EM, EI, ES EMR, EIR, ESR	SMT	End Stackable	1-10, 12	◆	 >öffnen
 NEW	NPI, NPM	SMT +THT	Piano type	2,4,6,8,10		 >öffnen
	EPI, EPM	SMT +THT	Piano type End Stackable	2,4,6,8,10	◆	 >öffnen
	DS, DSR	THT	Standard	1-10, 12	◆	 >öffnen
	DP, DPL	THT	Piano	2-10, 12	◆	 >öffnen
	DA	THT	Right Angle	2-10, 12	◆	 >öffnen
	SIP	THT	Single in Line	2,4,6,8,10	◆	 >öffnen
	TII, TIM TIIR, TIMR	SMT +THT	Tri-State Low Profile type	4,8,9,10	◆	 >öffnen
	TDS	THT	Tri-State	4,8,9,10	◆	 >öffnen
 NEW	SV	THT	Rotary 10x10 Side Adjustm.	4	◆	 >öffnen
	RH, RV, RM, RS	SMT +THT	Rotary 10x10 Side + Vertical Adj.	10,16	◆	 >öffnen
	R7	SMT +THT	Rotary 7x7 Side + Vertical Adj.	10,16	◆	 >öffnen























TACT SWITCH / Tastschalter						
Appearance	Series	THT/ SMT	Features	Dimensions (mm)	Earth Terminal	Datenblatt
	DTS-2	THT	Vertical Push	12x12		 >öffnen
	DTSM-2	SMT	Vertical Push	12x12		 >öffnen
	DTSG-2 DTSGP-2	THT	Ground Terminal Vertical Push	12x12	◆	 >öffnen
	KTSC-2	--	For 12x12 Tact Switch	Round/Square		 >öffnen
	TA3	SMT	Side Push	4.37x6.3	◆	 >öffnen

TACT SWITCH / Tastschalter (Folgeseite)						
Appearance	Series	THT/ SMT	Features	Dimensions (mm)	Earth Terminal	Datenblatt
	TA-6, TAS6	SMT	Washable Side Push	6.1x4.6	◆	 > öffnen
	DTS-6	THT	Vertical Push	6.2x6.2		 > öffnen
	DTSA-6, DTSG-6	THT	Side Push, Vertical Push	6.55x7.4	◆ DTSG	 > öffnen
	DTSM-6, DTSMG-6	SMT	Vertical Push	6.2x6.2	◆ DTSMG	 > öffnen
	DTSU-6	THT	Multiple	6.2x6.2		 > öffnen
	DTST-6	THT	Radial Taping	6.2x6.2		 > öffnen
	KTSC-6	--	For 6x6 Tact Switch	Round/Square		 > öffnen
	DTSHW-6	THT	Washable Vertical Push	6.2x6.3		 > öffnen
	DTSMW-6, DTSGMW-6	SMT	Washable Vertical Push	6.2x6.3	◆ DTSGMW	 > öffnen
	DTSJW-6	SMT	Washable Vertical Push	6.2x6.3		 > öffnen
	TA4, TH4	THT	Washable Side + Vertical Push	7.0x7.0	◆	 > öffnen
	DTSYH-6	THT	Thinner pitch 4.5mm Vertical Push	6.2x6.2		 > öffnen
	DTSZM(P)-6, DTSGZM(P)-6	SMT	Thinner pitch 4.5mm Vertical Push	6.2x6.2	◆ DTSGZM	 > öffnen
	DTSL-6, DTSSL-6, DTSLF-6, DTSLGF-6,	SMT	Thinner pitch 4.0mm Vertical Push	6.2x6.4	◆	 > öffnen
	TJ-4	SMT	H:0.55mm Vertical Push	4.4x4.4		 > öffnen
	TMG-5, TME-5, TJG-5	SMT	H:1.5mm, H:0.8mm Vertical Push	5.2x5.2	◆	 > öffnen
	TAC-3, TA(N)2-3	SMT	Side Push	4x7.3, 4.6x7	◆	 > öffnen
	1188	SMT	Side Push	3.5x7.0	◆	 > öffnen
	DTS-3 / DTSM-3, DTSML-3 DTSMF-3	THT / SMT	Vertical Push	3.5x6.0		 > öffnen
	TAE	SMT	Vertical Push	3.8x6.0		 > öffnen
	TMG-325, TJG-325	SMT	Thinner (H:2.5mm) Vertical Push	3.5x6.0	◆	 > öffnen




TACT SWITCH / Tastschalter (Folgeseite)						
Appearance	Series	THT/ SMT	Features	Dimensions (mm)	Earth Terminal	Datenblatt
	IPT	SMT	Side + Vertical Push	2.8x3.8	◆	 >öffnen
	MPT	SMT	Side + Vertical Push	2.9x3.9	◆	 >öffnen
	PTL, PTF PTCL, PTCF	SMT	Side + Vertical Push	3.5x4.7	◆	 >öffnen
	MTA	SMT	H:1.8mm Side Push	2.3x4.5		 >öffnen
	LTL-6	SMT	Long travel 1.3mm Vertical Push	6.2x6.2		 >öffnen

SLIDE SWITCH / Schiebeschalter						
Appearance	Series	THT/ SMT	Poles-Positions	No. Of Poles	Travel	Datenblatt
	SC12P	SMT	1-2	1	2.5mm	 >öffnen
	NSS	SMT	1-3	1	2.4mm	 >öffnen
 NEW	SD12	SMT	1-2	1	1.5mm	 >öffnen
 NEW	SE14	SMT	1-4	1	1.5/3.0mm	 >öffnen
	SSS	SMT	1-2	1	2.7mm	 >öffnen
	LSS	THT	1-2, 2-2	1, 2	2mm	 >öffnen
	SS3	SMT +THT	1-2	1	2mm	 >öffnen
	SS4	SMT +THT	1-3	1	2mm	 >öffnen
	MSS3, MSS4	SMT	1-2, 1-3	1, 2	1.5mm	 >öffnen
	MSS6, MSS14	SMT	2-2, 1-4	1, 2	1.5mm	 >öffnen
	S2S	SMT	1-2, 1-3	1	1.5mm	 >öffnen

DETECTOR SWITCH / Kontrollschalter						
Appearance	Series	THT/ SMT	Features	Operation Type	Operation Force	Datenblatt
	DTE	SMT	Two-way Auto-return	Horizontal	30gf max.	 >öffnen
	ETE	THT	Wiring Type H:3.85mm	Horizontal	50gf max.	 >öffnen
	FTE	SMT	Normal Close Normal Open	Horizontal	50gf max.	 >öffnen
	TE-MR	SMT	H:2.0mm	Horizontal	40gf max.	 >öffnen
	TE	THT	H:10.7mm/8.4mm	Vertical	30gf max.	 >öffnen
	ATE	SMT	H:3.8mm/5.3mm	Vertical	40gf max.	 >öffnen
	BTE	SMT	H:2.53mm	Vertical	50gf max.	 >öffnen
	CTE	SMT	H:3.35mm	Vertical	35gf max.	 >öffnen
	TU	SMT	H:3.05mm	Vertical	40gf max.	 >öffnen

MULTI FUNCTION SWITCH / Multifunktions-Schalter						
Appearance	Series	THT/ SMT	Features	Dimensions (mm)		Datenblatt
	TL-6, TLL-6	THT	LED	6.1x6.1		 >öffnen
	KTLRA KTLSA	--	For TLL-6 Series	Round Square		 >öffnen
	TML-3	SMT	LED, SMT	6.8x4.1		 >öffnen
	2A	SMT	Double Action	6.4x6.4		 >öffnen
	M2A	SMT	Miniature Double Action	6.0x6.0		 >öffnen
 NEW	2AA	SMT	Double Action	5.5x5.2		 >öffnen
	PL3	SMT	Push & Lever	11.8x11.8		 >öffnen
	PL	SMT	Push & Lever	11.3x9.3		 >öffnen
	MT4, MT5	SMT	4-direction (+ Center Push)	7.7x7.4		 >öffnen
	SRM, SRH	SMT	8-way Direction	11x11.5		 >öffnen
	TT5	SMT	5-direction Operation	9.3x9.3		 >öffnen

Abgekündigte Serien

Appearance	Abgekündigte Serie	THT/SMT	Lieferbar bis	Ersatzserie		
	FHDS	SMT	Juni 2008	DHNF		
	NHDS	SMT	Juni 2008	DHN		
	DM(R)	SMT +THT	Januar 2009	EM(R)		